



# HOSPITAL

Catalogue

# Pardo



Based on over 50 years of experience, PARDO is one of the leading international manufacturers of bedding solutions and hospital and nursing home equipment, and a provider of cutting-edge smart room solutions for hospitals and nursing homes.

In 2012 PARDO joined the PIKOLIN GROUP which is one of the largest industrial groups in the bedding sector. As a result of this merge, PARDO launched a powerful expansion strategy and currently operates a wide national and international distribution network reaching more than 60 countries.

PARDO has modern facilities located in Zaragoza (Spain), where all of our products are manufactured. We exclusively work with approved suppliers that are inspected in accordance to the highest quality standards.

The research and development of products that meet the requirements of a market in permanent technological evolution, focusing not only on the rest, but also on customers' care and health.

Therefore, we are permanently in contact with geriatric care staff and residents in order to develop new product solutions that will make a difference in nursing homes.

We pride ourselves on a highly qualified technical team that is able to solve any issues and provide all necessary assistance.

PARDO's main cornerstone is our wide range and quality of products as well as the premium service we provide to our customers.

Our modern, flexible and cutting-edge production is based on the principles of efficiency, what enables us to customise our production very quickly and effectively to suit our customer's needs.

Every product leaving our factory is thoroughly tested by a quality control machine designed by Pardo, which controls all products functions and quality. This has led us to be internationally awarded prestigious certificates that endorse our quality and environmental management systems.



# Contents

ICU .....	4
HiTech	
NewCare V3 ACT	
TechnoPlus	
Ward & Box.....	10
AdvantCare	
NewCare	
NewCare V1	
Bora Med	
Elita Med	
Atica 3404	
Tarsis	
Accessories .....	20
Furniture .....	22
NewCartago	
Armchairs	
Class Serial	
NewCare	
Auxiliary furniture	
Paediatric .....	28
NewBabyCare	
NewCare Junior	
Cribs	
Hospital Installations .....	32







# Icu Solutions

With more than 50 years of experience in providing ICU solutions, Pardo has an important knowledge on the ICU field.

Taking into consideration the “know how” of our clients, and adapting our products to the real needs of the doctors, nurses and patients; Pardo designs each product to meet the requirements of the future.

## Functionality

Pardo ICU beds are developed with all the functions that the professionals require in the ICU area.

## Ergonomics

Working with the Pardo ICU beds is very simple and intuitive covering all the requirements for working in an ICU environment.

## Accessibility & Handiness

Pardo ICU Beds are designed to make the daily work much easier for the medical staff and to assure the comprehension of all their functions.

It's very easy and trouble-free to use the Pardo ICU Beds for the medical staff.


## Comfortability

Pardo ICU Beds are made to take constant care to the patients.



HiTech ACT & NewCare V3 ACT touch screen

# HiTech



# ICU Bed

The HiTech bed combines the latest technology to offer the highest performance in ICU environments.

Its ergonomic and functional design improves the daily of work of the healthcare staff and ensures that the patient is treated safely.

Lateral tilt technology up to 20°, with iLPS technology system (blocking the lateral tilting of the bed when the side rails are down).

Acoustic alarm when side rails are down.

Electrical Trend / Reverse trend movements.

Double wheels with double centralized braking system; operated both from the head and the foot ends.

Easily removable head and footboards, with fast locking with one hand.

Split side rails with patient and nurse controls.

Advanced wired nurse control.

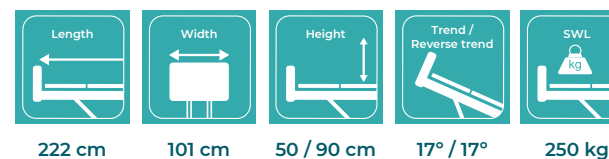
Bed extension 20 cm.

Double automatic regression system for prevention of pressure ulcers.

4 accessories sockets and bumpers on the each corner.

Plastic protective frame.

*\*Its possible to add an emergency nurse call button (acoustic sound) on the backrest side rails.*



The technical information may vary due to the different configurations and options.

## ◆ HiTech ACT

HiTech ACT version, which includes a modern and intuitive touch screen with access to all the functions of the bed. In addition, it has a weighing system and exit alarm, through it.



# NewCare V3 ACT

## ICU Bed

The NewCare V3 ACT hospital ICU bed goes beyond safety standards, product quality and modern design.

It's the first eco-designed hospital bed considered all the environmental impacts that can occur in each of the phases of its life cycle, in order to try to reduce them to a minimum.

It includes a modern and intuitive touch screen with access to all the functions of the bed. In addition, it has a weighing system and exit alarm, through it.

Preprogrammed positions; Safety exit, Trend / Reverse trend, Cardiac chair and CPR.

Removable HPL bed base sections, without tools.

Double automatic regression system for prevention of pressure ulcers.

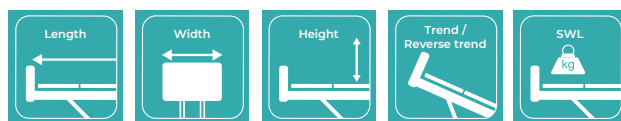
Bed extension 30 cm.

Split side rails that guarantee maximum patient safety.

Removable head & footboard with fast locking system by only hand.

Swivel wheels with centralised brake system by pedal accessible from all points of the footboard.

*\*Its possible to add an emergency nurse call button (acoustic sound) on the backrest side rails.*



222 cm    101 cm    42'5 / 84 cm    17° / 17°    265 kg

*The technical information may vary due to the different configurations and options.*

### ◆ 5th actuator

There exist the option to get the **foot section operated electrically** (button on the side rails) by adding a 5th actuator to the bed.





# TechnoPlus

## ICU Bed

The TechnoPlus is equipped to meet the highest needs in ICU units.

The bed ensures that the patient is treated safely thanks to its features and design.

Two rectangular columns for lifting bed base. These allow the access for the radio diagnostic equipments and the "C" arm device. *\*Depends of model.*

Bed base sections made of removable HPL panels.

Double automatic regression system for prevention of pressure ulcers.

Bed extension 30 cm.

Double wheels with centralized braking system operated by bar; placed on footboard.

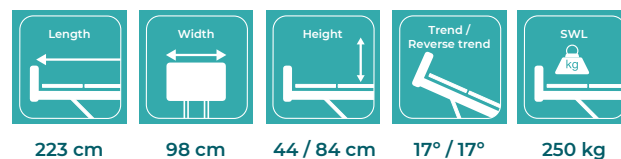
Split side rails with patient and nurse controls.

Advanced wired nurse control, with preprogrammed positions; Trend / Reverse trend, Cardiac chair and CPR.

Easily removable head & footboard with fast locking system.

4 accessories sockets and bumpers on the each corner.

Plastic protective frame.



The technical information may vary due to the different configurations and options.

### ◆ Weight system

The TechnoPlus is equipped with **weight system integrated on the side rails**. This system allows taking measurements of the patient's weight and includes an exit alarm, in case the patient leaves the bed.







We Care  
your health

## Ward & Box Solutions

Pardo Ward Beds are designed based mainly on two values, constant care and “know how” from healthcare professionals.

The experience of thousands of professionals in the Healthcare field is a key stone improving and designing our Ward Beds, and that’s why we are working close with medical staffs in different hospitals in order to detect the real needs and functionalities. On the other hand, we are designing our Ward Beds with the aim to make the stay at the hospital more comfortable and convenient for the patient.

### Functionality

Pardo Ward Beds are developed with all the functions that the professionals require in the hospitalization area.

### Ergonomics

Working with the Pardo Ward Beds is very simple and intuitive covering all the requirements for working in a hospitalization environment.

### Accessibility & Handiness

Pardo Ward Beds are designed to make the daily work much easier for the medical staff and to assure the comprehension of all their functions.

It’s very easy and trouble-free to use the Pardo Ward Beds for the medical staff, thanks to its light weight and heavy duty construction.

### Comfortability

Pardo Ward Beds are made to take constant care to the patients.

## AdvantCare



## Electrical Bed

Hospital bed with high technology performance is designed to offer hospitals the most advanced care in terms of safety and functionality for both the patient and the healthcare staff.

Designed and equipped with multiple features that meets all the most demanding current requirements of the hospital environment.

Equipped with compass elevation system via linear actuators.

Bed with multiple control settings (membranes integral on side rails for nurse and patient, advanced wired nursing control and wired patient control).

Preprogrammed positions; Safety exit, Trend / Reverse trend, cardiac chair and CPR.

Removable HPL bed base sections, without tools. \*Option ABS

Double automatic regression system for prevention of pressure ulcers.

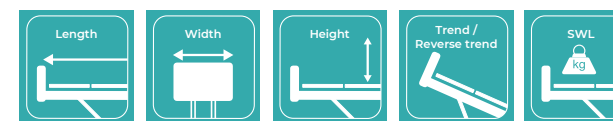
Bed extension 30 cm.

Centralised brake system by bar placed on the footboard. \*Option pedals.

Full length split side rails, with better hand grip.

New curved design for head & footboard. Both removable with fast locking system.

4 accessories sockets out of reach of user.



From 222 cm    From 98 cm    41 / 81 cm    17° / 17°    220 kg\*

\*Passing test 201.9.8.3.2 of IEC60601-2-52 standard with a static load of 880 kg.

The technical information may vary due to the different configurations and options.

### ◆ AdvantCare S/XS/XSS

Each hospital is unique in its design and needs, for this the AdvantCare range is available in **different dimensions** in order to adapt to all requirements of each hospital.



# NewCare



## Electrical Bed

The NewCare bed is characterized by its versatility and level of adaptation to the particular requirements of each space and customer. Thus, it has a wide combination of sizes ranging from the smallest to the largest to provide a solution for any application.

Likewise, its customization capacity allows configuring from the simplest plant bed option to one with the highest performance.

Bed with multiple control settings (membranes integral on side rails, advanced wired nursing control and wired patient control).

Preprogrammed positions; Safety exit, Trend / Reverse trend, cardiac chair and CPR.

Removable HPL bed base sections, without tools.

Double automatic regression system for prevention of pressure ulcers.

Bed extension 30 cm.

Double wheels with centralized braking system operated by bar; placed on footboard.

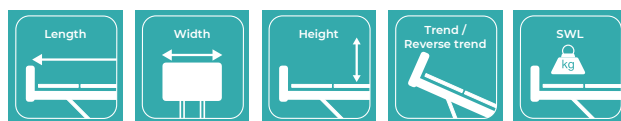
Split side rails, with patient and nurse controls.

Removable head & footboard with fast locking system.

4 accessories sockets and bumpers on each corner.

### ◆ NewCare S/XS/XSS

Each hospital is unique in its design and needs, for this the NewCare range is available in **different dimensions** in order to adapt to all requirements of each hospital.



From 205 cm to 223 cm    From 95 cm to 98 cm    40 / 80 cm    13° / 15° or 17° / 17°    250 kg

*The technical information may vary due to the different configurations and options.*



# NewCare V1



## Manual Bed

The NewCare V1 is an universal mechanical operated hospital bed with a stylized modern design.

Manual bed with multiple versions, which make it a very versatile bed.

Two available configurations of bed base, two or four sections. Manually operated back and leg rest by cranks, located under the footboard.

The standard version is designed with fixed height.

Rastomat system to articulate the feet section, which allows up to 6 positions.

Fixed HPL bed base sections to prevent inadvertent removal.

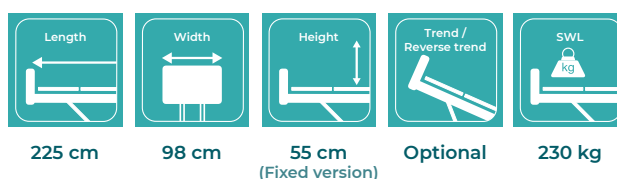
Double automatic regression system for prevention of pressure ulcers.

Split side rails.

Head and footboard equipped with locking system.

Accessories sockets and bumpers on each corner.

4 DIN hooks on each side of the bed.



The technical information may vary due to the different configurations and options.

# Bora Med



## Super-low Bed

The Bora Med bed is designed to reduce the risk of damage associated with patient falls, thanks to its low minimum height. Especially indicated for patients in long-term nursing homes.

Four-level adjustable electric powered bed and double electrically driven compass lifting system.

Elevation range of 23'5 to 83'5 cm, to prevent damage from falls. With three pre-programmed intermediate stops (safe lower position, mobilization and care position).

The combined regression (14 cm) both in the chest and thigh sections relieves pressure on the abdominal and sacral areas respectively.

Removable HPL bed base sections, without tools. \*Option ABS

Trend and Reverse trend positions.

Backlit patient wired hand control.

Wired control with pre-programmed therapeutic positions and locking functions for nursing staff.

Bed extension 20 cm.

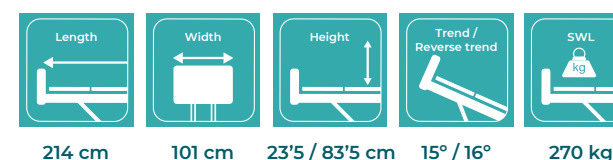
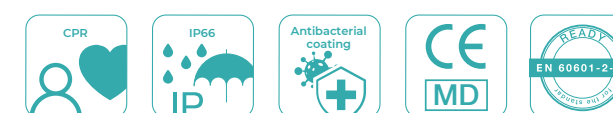
100 mm double castors with central braking by means of a bar placed on footboard.

Removable head & footboard with fast locking system by only hand.

Four tube side rails made of in painted steel.

Accessories sockets and bumpers on each corner.

4 DIN hooks on each side of the bed.



The technical information may vary due to the different configurations and options.

### ◆ Hydraulic version

Exist the **NewCare V1 Hydraulic**, with hydraulic system to lift the bed base by bilateral pedal.

This version allow the possibility to incorporate the trend and reverse trend functions, so that the bed has access to medical positions in case of need.



# Elita Med



## Economical & basic Bed

The Elita Med is a more basic hospital bed which provides different degrees of safety and adaptability both of the patient and the healthcare staff; responding to any needs.

Four-level adjustable electric powered bed by double compact actuator and electrically scissors lifting system.

Lifting unit with increased distance between castors improves stability and eases the lift work of the nursing staff.

Wide lifting height range between 40'5 and 81 cm, with excellent crane clearance 15 cm.

HPL bed base sections, easy to clean and removable with tools.

Wired hand control with the basic movements of the bed, offering maximum comfort and well-being for the patient.

150 mm metallic wheels with individual braking system on each one.

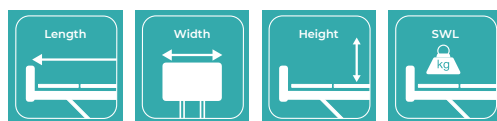
*\*There is the option of incorporating a simultaneous braking system by double pedal.*

Removable head & footboard with fast locking system by only hand.

Four tube side rails made of in painted steel.

Accessories sockets and bumpers on each corner.

4 DIN hooks on each side of the bed.



220 cm    102 cm    40'5 / 81 cm    230 kg

*The technical information may vary due to the different configurations and options.*



# Atica 3404

## Transport stretcher



The Atica 3404 is a stretcher with great consistency designed to offer total attention to patients in emergency care units. Its lightness and excellent manoeuvrability help reduce the risks of transfer and handling.

It has several unique features that conclude in a fast and safe transportation of the patient.

Its robust design and construction allow it to support a maximum load of up to 310 kg, allowing cardiopulmonary emergency manoeuvres on it.

Suitable for diagnostic applications by X-ray equipment and with C-arm, thanks to its structure by columns and by having the mattress platform radiolucent.

Hydraulic lifting system by bilateral pedals.

Fast activation Trend and Reverse trend positions by pedals.

Available bed base divided in two or four sections.

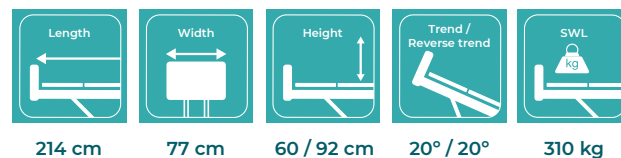
Articulated back and legrest sections by gas spring.

Wheels (Ø 200 mm) with centralised braking system by the pedals localised on the each wheel.

It has all the useful accessories in an emergency stretcher (IV-Pole, table for monitor, oxygen tank holder).

### ◆ Mattress

Core made of **HR foam and viscoelastic**. It is covered with a fireproof polyurethane cover. Complying with hospital safety standards and providing comfort to the user.



The technical information may vary due to the different configurations and options.

# Tarsis

## Transport stretcher



The Tarsis stretcher is designed to make the work of hospital staff easier, during the tasks of observing and transferring the patient.

Anything that is a fast and efficient transfer that does not cause alterations in the patient is beneficial for her well-being and to facilitate the stay.

The raising and lowering is done smoothly through a hydraulic system.

Adjustable height from 52 to 92 cm. This facilitates the assistance tasks of the hospital staff.

Articulated backrest by gas spring. Furthermore, it has Trend and Reverse trend positions.

Transfer Improvement System (SMT). It guarantees the minimum space between the stretcher and other surfaces thanks to the retractable side rails.

Drainage and nasogastric bags supports.

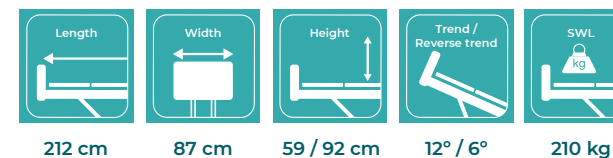
5th wheel.

It has all the useful accessories in an emergency stretcher (IV-Pole, table for monitor, oxygen tank holder).

### ◆ Mattress

Made of **HR foam** and covered with a fireproof leatherette fabric.

Complying with hospital safety standards and providing comfort to the user.



The technical information may vary due to the different configurations and options.





# Accessories

For all the beds

## ◆ IV-Pole



- Made of epoxy coated steel or stainless steel tube.
- Two or four hooks for hanging droppers.
- Adjustable height.
- Easy to remove.

## ◆ Trapeze bar



- Made of epoxy coated steel or stainless steel tube.
- It has stops to limit the mobility of the handle and prevent it from slipping out of the support.
- Adjustable height. Manual or retractable (according to the model).
- Easy to remove.

## ◆ Tank Holder



- Oxygen tank holder for ø15 cm cylinders. Made of stainless steel.
- Easy to adjust to the bed.
- To be placed on the head or footboard.

## ◆ Multifunction table



- Multifunction table with foldable mechanism to place over the footboard.
- Made of HPL panel and epoxy coated steel structure.
- Can be used as a table or monitor support.

## ◆ Balkan frame



- Metallic frame, it is made by lacquered octagonal aluminium tubes.
- It's composed by two curved frames, which are anchored on the accessory supports placed on the headboard and footboard of the bed; and one longitudinal central bar, which joins the two curved frames.

- Protective caps made of polyethylene foam.

### Accessories includes:

- Adjustable height Trapeze bar.
- IV-Pole with two hooks.
- 3 stainless steel pulleys.

# Furniture



## New Cartago



## Hospital armchair

The NewCartago chair has numerous options that make the stay in the hospital more convenient and comfortable, for the patient and the companion, as well as facilitating the work of the healthcare staff, who are the ones who work every day with the chair.

Reclining backrest by a user-friendly flip button (gas spring) located on one side of the chair.

Independent reclining legrest by a flip button (gas spring) located on the other side that the backrest.

Fold-away armrests easing the patient's side access. Especial when using patient lifters.

Tubular steel structure with surface coated in antibacterial epoxy powder, with rounded corners and edges.

Injected polyurethane foam backrest and seat for optimum comfort and ergonomic adaptability.

Upholstered with antibacterial, abrasion-resistant and fireproof. Easy to clean and maintain. Several colour options.

The vinyl is engineered to create a tough, effective barrier against the three biggest problems encountered in the healthcare and hospitality environments - germs, abrasion, and stains.

### ◆ NewCartago Range

Depending on its configuration, the armchair may change its functionality:

- **Companion version:** Include 4 legs.
- **Patient without transfer version:** include 2 wheels (Ø10 cm), handle and IV-Pole.
- **Patient version:** include 4 wheels (Ø10 cm), footrest, handle and IV-Pole.



Friendly flip button



Foldable armrest



Different positions



# Armchairs

## ◆ Cartago

### Hospital armchair

Tubular steel structure with surface coated in antibacterial epoxy powder.

Reclining backrest by means of a gas spring, located on both sides of the chair. Leg section with depth-adjustable mechanical drive.

Fold-away armrests easing the patient's side access.

High quality foams. Easy to clean vinyl upholstered.

Depending on its configuration, the armchair may change its functionality. It is possible include:

- 4 legs, 2 or 4 wheels.
- Transport handle.
- Footrest.
- IV-Pole.



## ◆ Deba

### Hospital armchair

Tubular steel structure with surface coated in antibacterial epoxy powder.

Reclining backrest by means of a gas spring, located on both sides of the chair. Leg section with depth-adjustable mechanical drive.

Fold-away armrests easing the patient's side access.

Trendelenburg position.

High quality foams. Easy to clean vinyl upholstered.

Depending on its configuration, the armchair may change its functionality. It is possible include:

- 4 legs, 2 or 4 wheels.
- Transport handle.
- Footrest.
- IV-Pole.



## ◆ Cartago Bariatric

### Hospital bariatric armchair

This version is designed for patients weighing up to 250 kilograms.

Reclining backrest by means of a gas spring, located on both sides of the chair. Leg section with depth-adjustable mechanical drive.

Fold-away armrests easing the patient's side access.

Extendable footrest base, made of non-slip material. It has 4 wheels under the base for better mobility.

Tubular steel structure with surface coated in antibacterial epoxy powder.

High quality foams. Easy to clean vinyl upholstered.



## ◆ Belate Med

### Relax seat

Pine wood and laminated board structure.

Folding backrest and adjustable footrest with continuous seat for better user comfort.

Ergonomically designed backrest, with a built-in ear rest.

4 100 mm plastic swivel wheels with individual brakes.

Support for IV pole (*IV pole is optional*).

High quality vinyl fabrics for easy cleaning.

Multiple colour options.



# Class Series

## ◆ B-Class



### Easy converted sofa into a bed.

Easy to open/close with a soft user friendly push-pull mechanism.

Storage compartment for bed linen and blankets.

Four dual tread casters (7.5 cm) with individual braking system.

Heavy duty steel structure.

The vinyl is engineered to create a tough, effective barrier against the three biggest problems encountered in the healthcare and hospitality environments – germs, abrasion, and stains.

Several colour options.

# Sofa-beds

## ◆ C-Class



### Sofa with soft lines and rounded edges.

Easy to open/close with a soft user friendly push-pull mechanism, and it turns into a 80x190 cm bed. (*option: others dimensions*)

Heavy duty steel structure.

The sofa bed is made by a polyurethane foam base, 25 kg/m<sup>3</sup>, and 30 kg/m<sup>3</sup> for the seat.

The vinyl is engineered to create a tough, effective barrier against the three biggest problems encountered in the hospitality environments – germs, abrasion, and stains.

Several colour options.

The sofa bed is equipped with a foam mattress with 30 kg/m<sup>3</sup> density.

## ◆ L-Class

### Converted sofa into a bed by pivoting system.

Modern design sofa, which can be converted into a bed. 200 cm of length.

Allows the mattress to be accessed without having to remove the cushions and the back.

Design with straight lines. With straight arms for convenient and easy cleaning and maintenance.

High resistant tubular steel structure.

Extremely robust and reliable mechanism for taking out the bed, using a pivoting system.



# NewCare



## NewCare

- Bedside cabinet in HPL material which is waterproof, fireproof and high resistance for infection control.
- Surface is resistant to impact, light, abrasion and scratching, especially at the corners and at the bottom. It doesn't get altered when in contact with alcohols, solvents, detergents and food products.
- With rounded edges without sharp corners or surfaces, allowing an easy cleaning and to prevent injuries.
- All drawers in the cabinets are with soft-close mechanism and can be opened easily and quietly.
- Several colour options for the front side cabinet.

## Bedside cabinets



### ◆ NewCare 100

- Simpler and smaller version of the traditional NewCare with the same top quality.
- With a drawer in the top, an open space in the middle, and an open sided drawer in the bottom of the cabinet provides plenty storage space with easy accessibility.



### ◆ NewCare 200

- Simple and wider version of the traditional NewCare with the same top quality.
- With a drawer in the top and an open sided drawer in the bottom of the cabinet provides plenty storage with easy accessibility.



### ◆ NewCare Reversible

- Reversible function - the bedside cabinet can be accessed and used from both sides.
- The space distribution is the same that the NewCare 100.
- Lateral module with double space, which can be used as for storing oxygen bottles, towels or newspapers.

· Option: Fully integrated overbed table with gas spring



### ◆ NewCare with fridge

- With a drawer in the top, an open space in the middle, and an open sided drawer in the bottom of the cabinet provides plenty storage space with easy accessibility.
- Equipped with a 21 litre fridge with no noise level, and with adjustable plastic shelf with recess for tall bottles.

# Auxiliary Furniture



### Salduba bedside cabinet:

- Highly resistant and light bedside cabinet with a drawer and storage room.
- Panels in MDF with melamine coating and PVC rounded edges.
- Top and bottom covers in ABS material.
- 4 castors (Ø 50 mm), with individual braking.



### Salduba bedside cabinet with overbed table:

- Four castors, two of them located outside the main frame so as to improve its stability.
- Auxiliary side table can be placed on either side of the cabinet.
- Stand table with gas lifting system by means of a handle and push-button lever.
- Tilttable stand table, reduces storage space.



### Revi bedside cabinet:

- Highly resistant and light bedside cabinet with a drawer and storage room.
- Panels in MDF with melamine coating and PVC rounded edges.
- Top and bottom covers in ABS material.
- 4 castors (Ø 50 mm), with individual braking.



### Revi 100 bedside cabinet:

- Simple bedside cabinet made of laminated panels with melamine surface.
- Highly resistant and light construction.
- Space distribution: one small top-drawer and one storage drawer with door.
- 4 castors with individual brakes.

### ◆ Ega



- Resistant bedside cabinet in smart design with overbed table.
- Structure in metal and front panels and tables in HPL material.
- Integrated overbed table with gas spring for height adjustment reclining in five positions.
- 4 castors with individual braking.

### ◆ Wardrobe Salduba



- Highly resistant and light wardrobe.
- Panels in MDF with melamine coating and PVC rounded edges.
- Top and bottom covers in ABS material.
- With key-locking system.
- Inside rack with clothes hanger.
- 4 castors with individual braking

### ◆ Oberbed tables



#### Atril Gas

- Overbed table with spring assisted adjustable height
- HPL board with flip function for reading/eating.
- Structure made of epoxy paint coated tubular steel.
- 4 double castors with brakes.
- Available in H or U shaped base.



#### Atril Volteable

- Tilting side table, to save space in the room.
- Manual adjustable height.
- HPL board.
- Structure made of epoxy paint coated tubular steel.
- 4 double castors with brakes.
- Available in H or U shaped base.





Taking care  
from the beginning

## Paediatric Solutions

Some of the most important moments from the beginning of our life happen in a Pardo product. For this reason, we always try to design and develop our delivery bed and baby cribs on the concept “take constant care of the patient”, as we want to provide with the best possible support to the medical staff, in order to succeed in the critical moments (in giving birth etc.).

### Functionality

Our delivery bed and baby cribs are developed with all the functions that professionals require in the Paediatric field.

### Ergonomics

Working with our delivery bed and baby cribs is very simple and intuitive: covering all the requirements for working in the Paediatric environment.

### Accessibility

Our delivery bed and baby cribs are designed to make the daily work much easier for the medical staff and to assure the comprehension of all their functions.

### Handiness

It's very easy and trouble-free to use our delivery bed and baby cribs for the medical staff.

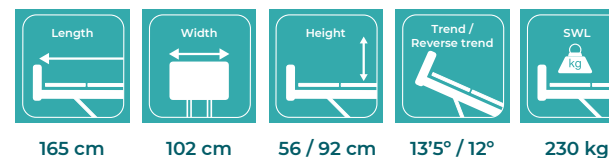
### Comfortability

Our delivery bed and baby cribs are made to take constant care to the patients.



Option foot pedals for height adjustment.

## NewBabyCare



The technical information may vary due to the different configurations and options.

## Delivery Bed

The NewBabyCare delivery bed is designed with ergonomics, maximum safety, mobility and comfort for the woman and newborn in mind.

For the healthcare staff, the delivery bed is very reliable and practical in its use, which facilitates the care in all stages of labour.

Bed with multiple control settings (membranes integral on side rails, advanced wired nursing control and wired patient control).

Preprogrammed positions; Safety exit, Trend / Reverse trend, cardiac chair and CPR.

Removable HPL bed base sections, without tools.

Double automatic regression system for prevention of pressure ulcers.

Bed extension 30 cm.

Double wheels with centralized braking system operated by bar; placed on footboard.

Split side rails, with patient and nurse controls.

Removable head & footboard with fast locking system.

4 accessories sockets and bumpers on each corner.

### ◆ Trolley accessories

A trolley to storage the accessories is available, making it easier for the hospital to store the accessories after use.



# NewCare Junior

## Paediatric Bed

# Cribs



The NewCare Junior is an electric hospital bed, specially designed for paediatric patients. It is equipped with all the necessary features of a traditional ward hospital bed.

The dimensions of the NewCare Junior are specially designed for paediatric patients, with a bed base length of 160 cm.

Electric compass lifting system, with four actuators.

Four removable HPL sections without tools.

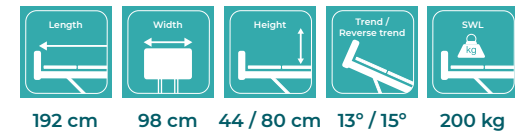
Bed extension 30 cm.

Double automatic regression system for prevention of pressure ulcers.

Swivel wheels with centralised brake system by bar placed on the footboard.

Split side rails.

Removable head & footboard with fast locking system.



- Two articulated sections (manually operated).
- Electrical elevation adjustment: maximum 119 cm / minimum 88 cm.
- Manually Trend / Reverse trend 12° / 11°.
- Electronic function control with IP66 protection.
- 360° vision.
- Adjustable side rails.

### ◆ Rodas Babycare

- Swivel wheels (Ø: 15 cm).
- Transport bar.
- Multiple use tray.
- Multiple support for drainage bags.
- Telescopic IV pole.
- Multifunction steering pedal.
- Emergency back-up battery.
- 50 kg safe working load.



- Two articulated sections (manually operated).
- Electro welded wire deck.
- Polyester and stainless steel coated.
- Manually Trend / Reverse trend.
- 360° vision.
- Adjustable side rails.

### ◆ Trend

- Single wheels (Ø: 10 cm).
- Adjustable height IV pole.
- Multiple use tray.
- Anti-shock bumpers on the corners.



### ◆ Neonates

- Neonates for newborns with stainless steel structure.
- Crib in plexi-glass.
- Lower tray for storing accessory.
- Manually Trend / Reverse trend.

- Four wheels of (Ø: 10 cm) with individual brakes.
- Foam mattress with cover.
- Light to handle and easy to clean.





# Hospital Installations



Innovative products to facilitate the **recovery processes** of the patients.



Innovation and diversity with a **unique design**, focused on **specialization and customization**.

We create environments that improve the **quality** of hospitals and the **work** of healthcare staff.





# LOOKING TO THE FUTURE

Our priority are the users, for that our range of hospital products is constantly evolving to adapt to the now needs and offer the most innovative and complete technology of the market.

**+55 years**  
of experience 

International presence  
**+60 countries** 

Quality commitment 

Leaders in the manufacture  
care & lifestyle beds worldwide


**HOSPITAL** 



**NURSING &  
HOME CARE** 

**LIFESTYLE  
BEDS** 





 Pol. Ind. Centrovía  
C/ Los Ángeles, 5  
50198 La Muela,  
Zaragoza (Spain)

 Tel. (+34) 976 300 033  
 Fax (+34) 976 320 647

 [pardo.es](http://pardo.es)

All our manufacturing is protected by our patents. Pardo reserves the right to modify, without prior notice, our models and technical specifications described in this catalogue.

XX8499900000894\_Catalogo Hospitalaria\_2023\_EN | Mar/23